

# Leon Creek WRC Electrical System Improvements - Phase 2 - RFQ

Edward Hayes, P.E.


Project Engineer

Stella Manzello

Contract Administrator

Marisol V. Robles

SWMB Program Manager



Non-Mandatory Pre-Submittal

October 12, 2021

MAKING SAN ANTONIO  
**WATERFUL**



# Oral Statements

Oral statements or discussions during this Pre-submittal Conference will not be binding, nor will they change or affect the RFQ or the terms and conditions of the contract. Changes, if any, will be addressed in writing only via an Addendum.

# Non-Mandatory Site Visit to Leon Creek WRC

- October 19 and 21, 2021 between 9:00 a.m. and 11:00 a.m.
  - By Appointment only
  - Site visit duration – 1 Hour
  - No Q&A during site visit
  - COVID-19 protocols enforced (mask, temperature check, distancing)
  - Visitors to wear proper PPE
- Coordinate site visits in advance with Stella Manzello via email
- Sign up for site visit no later than October 13, 2021 at 5:00 p.m.
- Purpose is to allow Respondents to visit project areas of Leon Creek WRC in person:
  - Flow Equalization Building Area
  - Primary Sludge Pump Station No. 1
  - DAF/Shelter Building
  - WAS Pump Station
  - RAS Pump Station No. 1
  - RAS Pump Station No. 2
  - Ops Building
  - Disinfection Building

# Objective

- To procure professional engineering services, which will require work to be performed by qualified professional engineering firms
- Selected firms shall provide project management and engineering services including planning, estimating, scheduling, engineering evaluations & studies, preliminary engineering reports, design, bid, and construction phase services and inspections
- Projects to be managed, designed, and constructed with highest regard for cost, schedule, and quality



# Scoring Criteria

Team Experience and Qualifications	30 pts
Similar Projects and Past Performance	30 pts
Project Understanding and Approach	25 pts
SMWB Participation (Good Faith Effort Plan)	15 pts
<b>TOTAL</b>	<b>100 pts</b>

# Project Team and Qualifications

## Refer to Attachment II

- Organizational Chart – Identify all proposed “Key Personnel” and “Key Sub-consultants”
- Availability Table Matrix – include percent of time committed to the Project for the duration of the Project for Respondent’s Key Personnel as well as Key Personnel from Key Subconsultants
- Describe the composition of the proposed team including Sub-consultants, roles and responsibilities of team members, and teaming history

# Project Team and Qualifications

## Refer to Attachment II

- Resumes for Key Personnel **only**
    - One (1) page
    - Project Manager's resume first
    - Name/title/education
    - Describe professional qualifications, experience, and expertise
    - Number of years with current firm and total years of professional experience
    - List three (3) **similar projects completed** in last 10 years (relevant to project scope), specifying with current firm or part of overall professional experience
    - List all active projects, durations, phases and % time allocated
  - Percent of time committed to the Project for the duration of the Project, of Respondent's Key Personnel, as well as Key Personnel from Key Subconsultants(table)
- \* Use Fillable Forms (Attachment III) – Forms will count towards total page limit

# Similar Projects and Past Performance

## Refer to Attachment III

- Provide 4 relevant and **similar completed projects** in last 15 years
- Make sure as many team members being proposed have been involved in the reference projects, same role as proposed, and are clearly identified in the submittal
  - Names of utility owner/client and location (city and state)
  - Reference contact to include names, titles and “current” phone numbers (verify)
  - Key contract dates – year and duration of projects
  - Detailed description of project – explain why reference projects are similar to the RFQ
  - Key Personnel and Sub-consultants’ responsibilities

\* Use Fillable Forms (Attachment III) - Forms will count towards total page limit



# Similar Projects and Past Performance

## Refer to Attachment III

- OPCC Table – Provide cost information for the four (4) relevant and similar projects completed in the last 10 years as it relates to accuracy of the Engineer's OPCC
- Provide all data being requested
- Stating “N/A” is not acceptable

\* Use Fillable Forms (Attachment III) - Forms will count towards total page limit

# Project Understanding and Approach

Refer to Attachment II

- Explain, in detail, how your firm will execute and complete the scope
- Discuss critical milestones, project risks, unique technical challenges, permitting, easements, decision-making, methods to obtain feedback, key stakeholders, and proposed deliverables
- Provide innovative approaches, ideas, and recommendations

# Project Understanding and Approach

## Refer to Attachment II

- Provide project specific responses to:
  - Familiarity with project area
  - Approach to becoming familiar with local and regional market conditions
  - Understanding and approach for addressing project related issues and difficulties
  - Coordination requirements, responsiveness, and follow through
  - Approach for adhering to proposed schedule and schedule recovery procedures
  - Identify design concepts in need of additional definition or refinement and describe your proposed approach for addressing those items during the 30% Design Phase of the project
  - Identify risk items from design documents provided by SAWWS and describe your proposed approach for mitigating potential impacts
  - Approach for coordinating with regulatory and permitting agencies

# Quality Management Plan (QMP)

- Describe the QMP for this project
  - Overview of QA/QC
  - Plan to identify, track, and resolve issues
  - Role of independent QA/QC team
  - Roles of Respondent, sub-consultants, and SAWWS
  - Description of method and tools to develop OPCCs for each milestone and familiarity with AACE's recommended practices
  - Describe familiarity with the use of RS Means for developing independent cost estimates for construction change orders

\* Please refer to the RFQ for all detailed requirements for the Evaluation Criteria



# Aspirational SMWVB Goal

<b>Industry</b>	<b>Aspirational SMWB Goal</b>	<b>Description</b>
Engineering and Other Professional Services	40%*	Points assessed on tiered scale

\*40% of the value of the contract

# SMWVB Requirements

- SMWVB Certification accepted from the following entities:
  - South Central Texas Regional Certification Agency (MBE, SBE, WBE)
  - Texas H.U.B.
  
- RFQ Scoring:
  - Up to 15 Points
  - Local Office
  - Small Business Enterprise (SBE) at minimum (even MBEs and WBEs)

# Post Award: Subcontractor Payment & Utilization Reporting (S.P.U.R.) System

[WWW.SAWS.SMWBE.COM](http://WWW.SAWS.SMWBE.COM)

### System Training

Learn how to fully utilize our system with a live trainer

[Training](#)

### About the System

Learn more about this system and how it works today

[Information for Vendors](#)

### Account Access

Lookup Vendor accounts or reset user passwords

[Account Lookup](#)

[Forgot Password](#)

The Subcontractor Payment & Utilization Reporting System is powered by B2Gnow Software © Copyright 2018.

## Leon Creek WRC Electrical System Improvements - Phase 2 - RFQ





# SMWVB Questions

- Questions related to the SMWVB Program, the Good Faith Effort Plan (GFEP), or finding certified subconsultants may be directed to the SMWVB Program Manager until the RFQ is due.

**Marisol V. Robles**

SMWVB Program Manager

Email: [Marisol.Robles@saws.org](mailto:Marisol.Robles@saws.org)

Telephone: 210-233-3420



# Addenda

- Register as a vendor with SAWS Vendor Registration and Notification
- More than one addendum may be posted
- Check SAWS website often and prior to submitting your proposal
- Known addendum changes are:
  - Responses to questions

# Communication Reminders

- No communication regarding the RFQ with the following:
  - SAWS Project Manager
  - SAWS Technical Representative
  - Any other SAWS staff, managers, directors or VPs
  - City Council member or staff
  - SAWS Board of Trustees
- No phone calls, emails, letters, direct/indirect discussion of the RFQ
  - If submitting for the RFQ and/or doing work for SAWS, indicate this when speaking with SAWS staff, but refrain from discussing the RFQ
- From release of the RFQ to Board Award

# Submitting a Response

- Submittals only electronically
- Include all pages
- Reference the RFQ (section IV. Submitting a Response) document to determine what additional items are required.
- Page limit of twenty-five (25) pages per proposal

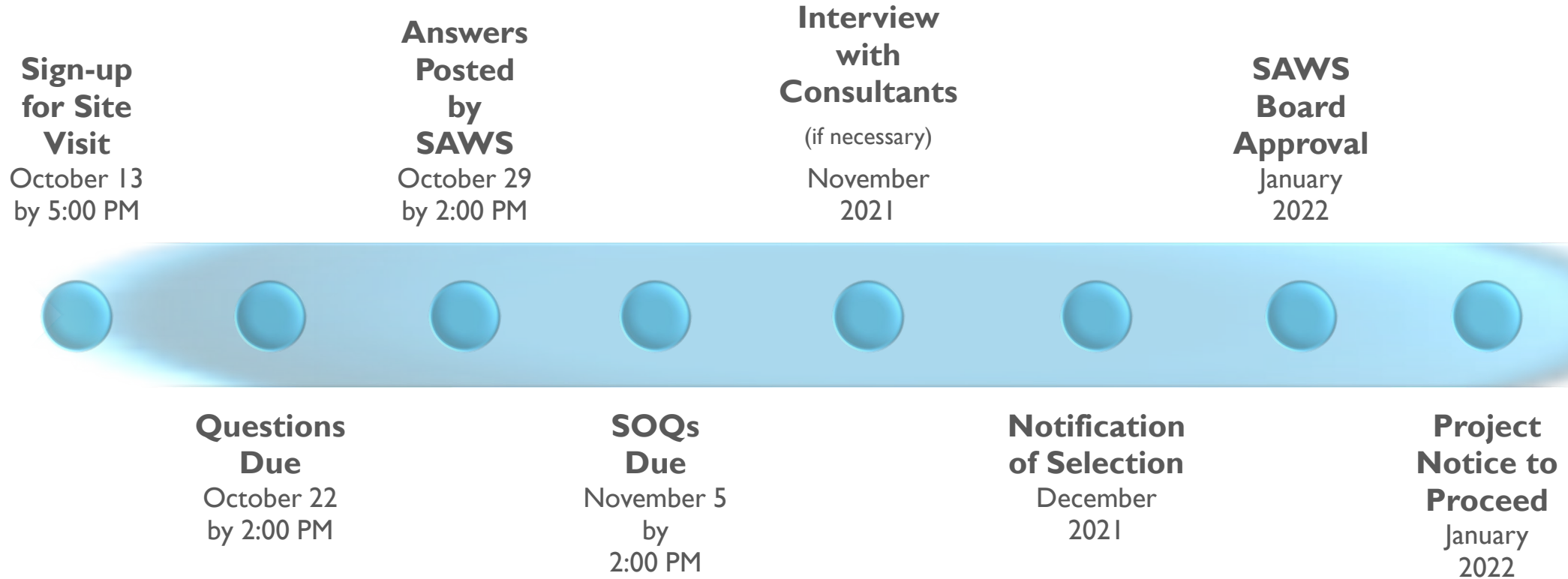
# Submitting a Response

## Helpful Reminders

- Thoroughly read the RFQ document prior to submitting your proposal
- Maximize points by addressing all items in the order they are identified in the RFQ
- Be specific and avoid “boiler plate” responses
- Utilize the Submittal Response Checklist
- Contact the SMWVB Program Manager for assistance, if necessary
- Perform a thorough QA/QC on your proposal prior to submitting



# RFQ Schedule



The dates listed above are subject to change without notice

# Submittal Deadline

- Submittal deadline is November 5<sup>th</sup>, 2021 at 2:00 pm local time
- Electronic Submittals Accepted Only
- Address a PDF of your submittal to [contracting@saws.org](mailto:contracting@saws.org)
- Entitle the subject line of the submission email with “PS-00119 – Leon Creek WRC Electrical System Improvements - Phase 2 RFQ Response” and name of Respondent
- The file size limitation for submission is 10MB
- Only one (1) file with all required response information shall be submitted
- Late responses will not be accepted, and will be returned

# Respondent Questions

- Must be submitted in writing via e-mail no later than October 22, 2021 by 2:00 pm to:

**Stella Manzello**

Contract Administration Department

San Antonio Water System

[Stella.Manzello@saws.org](mailto:Stella.Manzello@saws.org)

# Project Background

- SAWWS' engineering staff conducted an in-house assessment in 2014. Supplemental needs and improvements have been identified since then
- The Leon Creek Electrical Improvements Phase I Project replaced the existing main 4,160V electrical switchgear and constructed a new electrical building
- Phase I is anticipated to complete construction by end of February 2022
- Phase 2 will address electrical improvements at various plant process areas
  - The modifications implemented under this project will need to be coordinated with other projects at the treatment plant to minimize impact and disruption to the facility
  - The existing treatment plant shall remain in operation during construction activities



# Anticipated Scope

- Modifications to SAWWS owned 4, 160V overhead line distribution system
- Replacing 4, 160V : 480V transformers and associated switches and circuit breakers
- Evaluating installation of 4, 160V standby generators adjacent to the new main electrical switchgear building
- Designing and constructing new environmentally controlled electrical and control buildings for:
  - Flow Equalization Basins
  - Primary Sludge Pump Station No. 1
  - WAS pump station
  - RAS Pump Station No. 1
  - RAS Pump Station No. 2

# Anticipated Scope

- Replacing 480V motor control centers, 480V standby generators, 480V variable frequency drives, 480V switchboards, and other electrical distribution equipment as applicable at:
  - Flow Equalization Basins
  - Primary Sludge Pump Station No. 1
  - DAF/Shelter Building
  - WAS pump station
  - RAS Pump Station No. 1
  - Ops Building
  - Final Clarifier Sump Pits
- Improving power distribution system redundancy and operational flexibility for the standby generation system at the Disinfection Area and other various plant process areas where identified

# Anticipated Scope

- Improvements to SCADA System:
  - Replacing the Plant's existing Emerson Ovation based SCADA system with a Rockwell PlantPAX based SCADA system
  - Replacing the Emerson Ovation controller and remote input/output units with Rockwell PLCs and remote input/output units in various plant process areas
  - Recommend improvements to plant SCADA network communication system
- Evaluating existing NPW pumps/motors and conversion of NPW pump(s) from constant speed operation to adjustable speed operation

# Anticipated Scope

- Evaluating use of Parshall flume flow measurement adjacent to Primary Sludge Pump Station No. 1
- Implementing other miscellaneous improvements:
  - Providing separate CPS Energy service to the plant main entrance guard house
  - Modifying roadway/site lighting in various areas of the plant
  - Adding re-fueling truck spill containment structures adjacent to standby generators provided under this project
  - Making structural repairs to existing electrical metal building at Primary Sludge Pump Station No. 2
  - Installing telemetry of power monitoring information from the existing Aeration Blowers electrical building to the plant SCADA system



# Anticipated Scope at the Salado WRC:

- Implementing miscellaneous improvements:
  - Replacing 480V motor control centers, 480V switchboards, and other electrical distribution equipment at the Headworks and Flow Equalization Basin areas as applicable
  - Providing new environmentally controlled electrical and control buildings to contain the new major electrical and control equipment at the Headworks and FEB areas
  - Improvements to SCADA System:
    - Replacing the Plant's existing Emerson Ovation based SCADA system with a Rockwell PlantPAX based SCADA system
    - Replacing the Emerson Ovation controller and remote input/output units with Rockwell PLCs and remote input/output units in various plant process areas
    - Recommend improvements to plant SCADA network communication system.

# Anticipated Scope

- As related to the electrical equipment replacements:
  - Replace the field instrumentation and control system at various plant process areas that undergo electrical system renovation
  - Modify raceways (aboveground/underground) including power, control, and instrumentation cables, as needed
  - Associated site, civil, mechanical, structural, and architectural work as necessary
  - Surveying and Subsurface Utility Exploration
- Coordination of design elements and construction sequencing is critical to maintain continuous plant operations



# Leon Creek WRC Photographs



**4160V OVERHEAD LINES**



**FEB 480V MCC**

Leon Creek WRC Electrical System Improvements - Phase 2 - RFQ



# Leon Creek WRC Photographs





# Leon Creek WRC Photographs



**RAS PUMP STATION 2 VFDS**



**WAS VFDS**

# Project Funding

## SAWS Estimated Total Project Costs:

- Construction: \$22,000,000
- Construction Year: 2023-2024



# Additional Information

- Initial contract award will address only 30% Design (Preliminary Engineering)
- SAWWS may choose to amend the existing contract following preliminary engineering or issue a solicitation for the remaining phases (60%, 90%, 100% design, bidding, and construction services)
- Should SAWWS issue a solicitation, the Consultant selected for the preliminary engineering effort is not precluded from submitting for design/construction phase

# Respondent Questions

- Must be submitted in writing via e-mail no later than October 22, 2021 by 2:00 pm to:

**Stella Manzello**

Contract Administration Department

San Antonio Water System

[Stella.Manzello@saws.org](mailto:Stella.Manzello@saws.org)



# Leon Creek WRC Electrical System Improvements - Phase 2 - RFQ

Edward Hayes, P.E.


Project Engineer

Stella Manzello

Contract Administrator

Marisol V. Robles

SWMB Program Manager



Non-Mandatory Pre-Submittal

October 12, 2021

MAKING SAN ANTONIO  
**WATERFUL** 